




HOUSE COMMITTEE ON VETERANS AND EMERGENCY PREPAREDNESS



OREGON DEPARTMENT
of VETERANS' AFFAIRS



FOR THE FIRST TIME IN ODVA'S
70 YEAR HISTORY
OUR STATE IS SERVING VETERANS
SPANNING **4 GENERATIONS**
5 MAJOR WARS



1 OUT OF 10
OREGONIANS IS A VETERAN

322,355
VETERANS IN THE STATE

6.5%

WWII



8.5%

KOREA



37.2%

VIETNAM



25.9%

PEACETIME



15.3%

GULF WAR



6.6%

IRAQ/AFGHANISTAN



HEALTH/WELLNESS

ECONOMIC OPPORTUNITY

EDUCATION

HOUSING

DISABILITY COMPENSATION & PENSION

EMERGENCY SERVICES

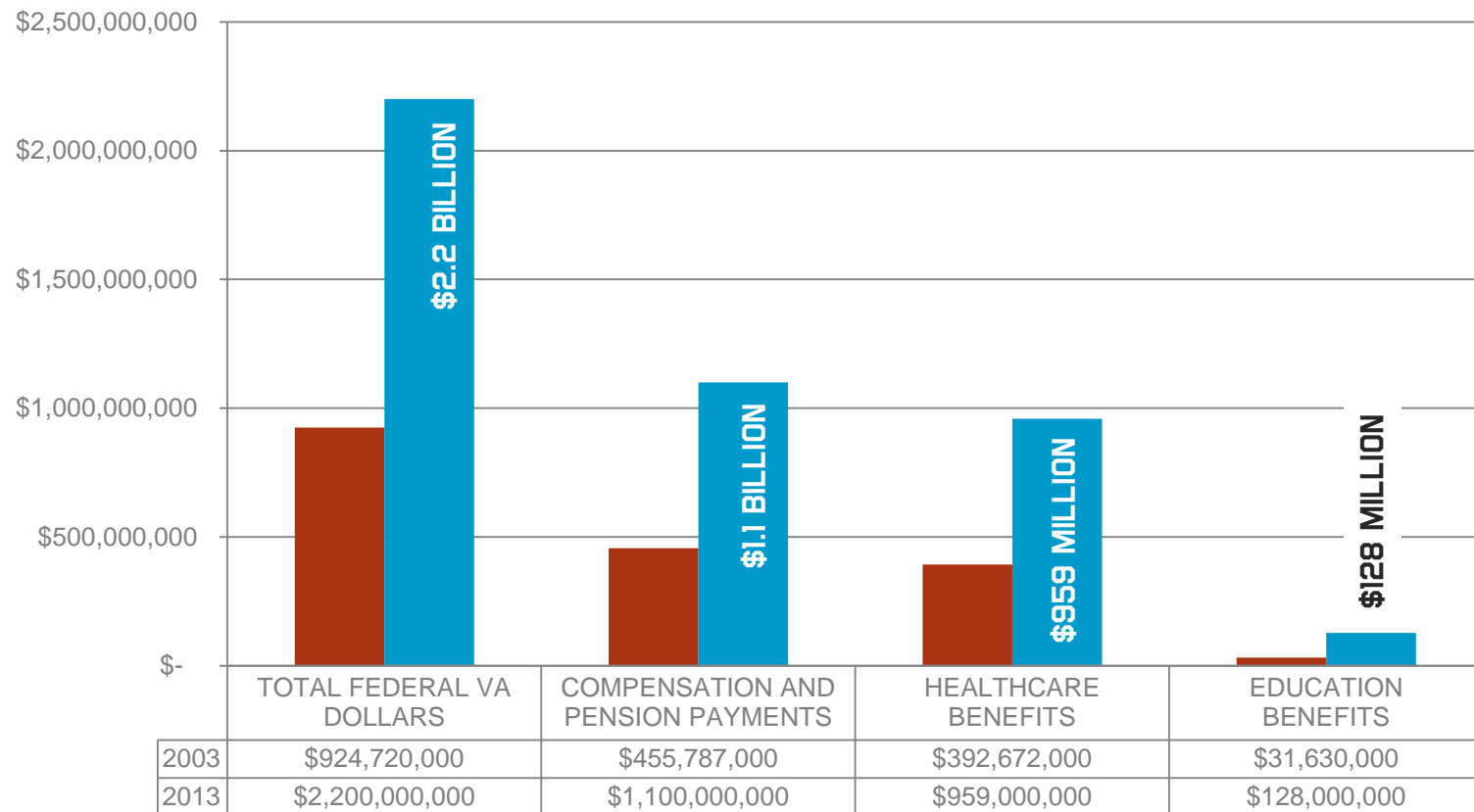
3 OUT OF 10

VETERANS HAVE ACCESSED THEIR FEDERAL BENEFITS



FEDERAL VETERAN BENEFIT DOLLARS RECEIVED IN OREGON

2003 - 2013 COMPARISON



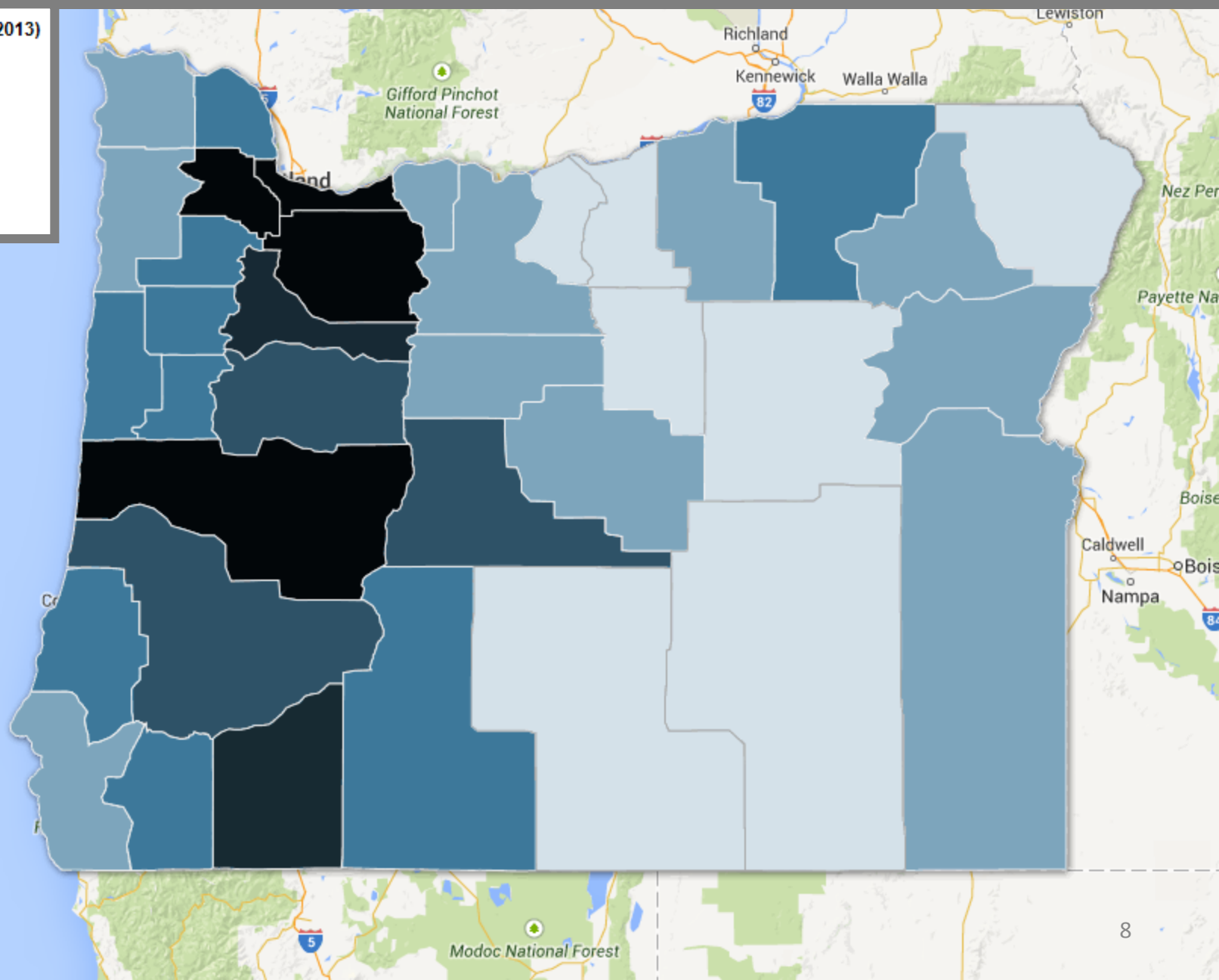

\$92 MILLION

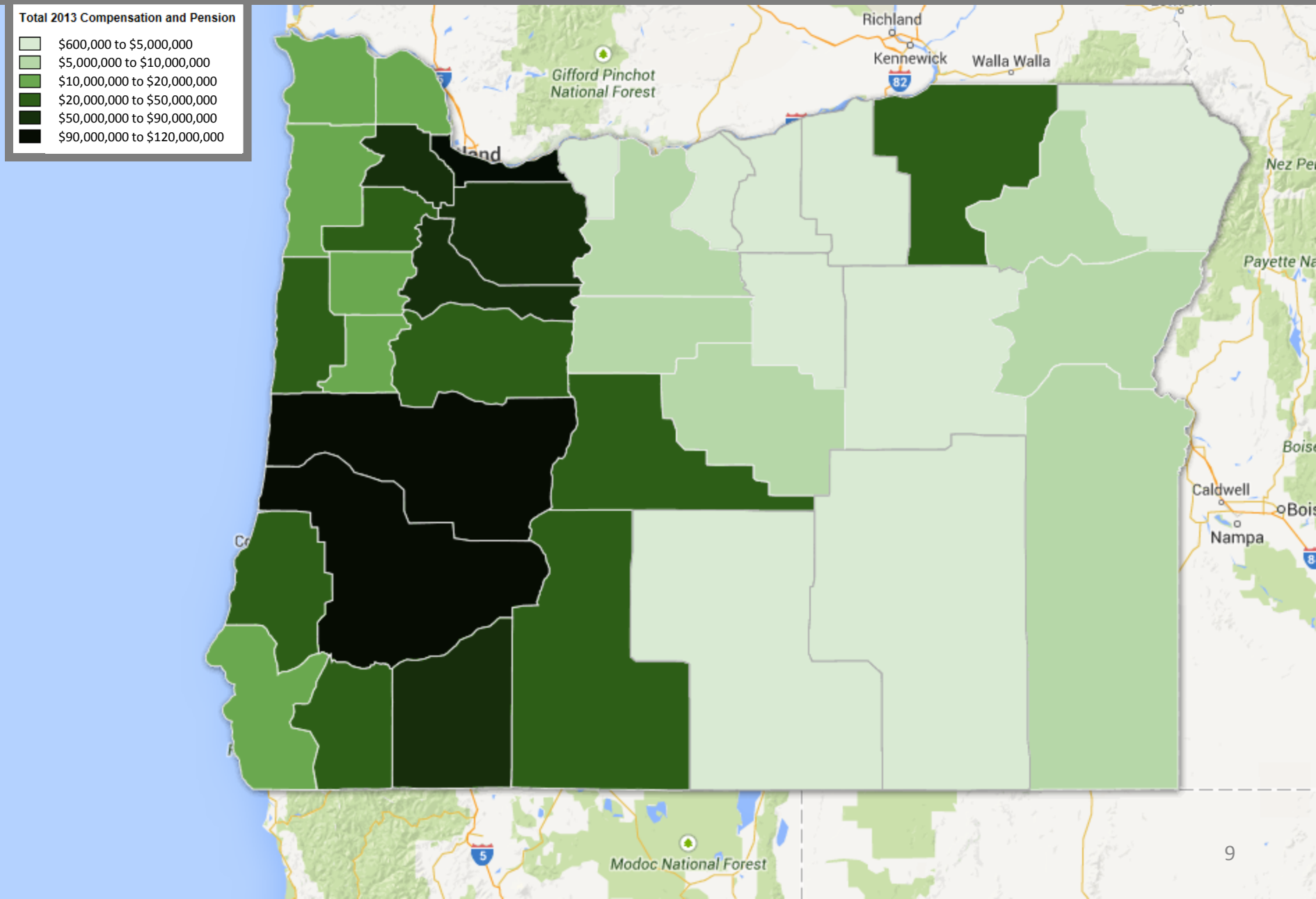
PER MONTH IN DISABILITY AND PENSION
PAYMENTS WAS RECEIVED BY
61,869 OREGON VETERANS IN 2013

=\$14,271 ANNUAL AVERAGE


EXCEEDS THE NATIONAL AVERAGE OF \$12,542



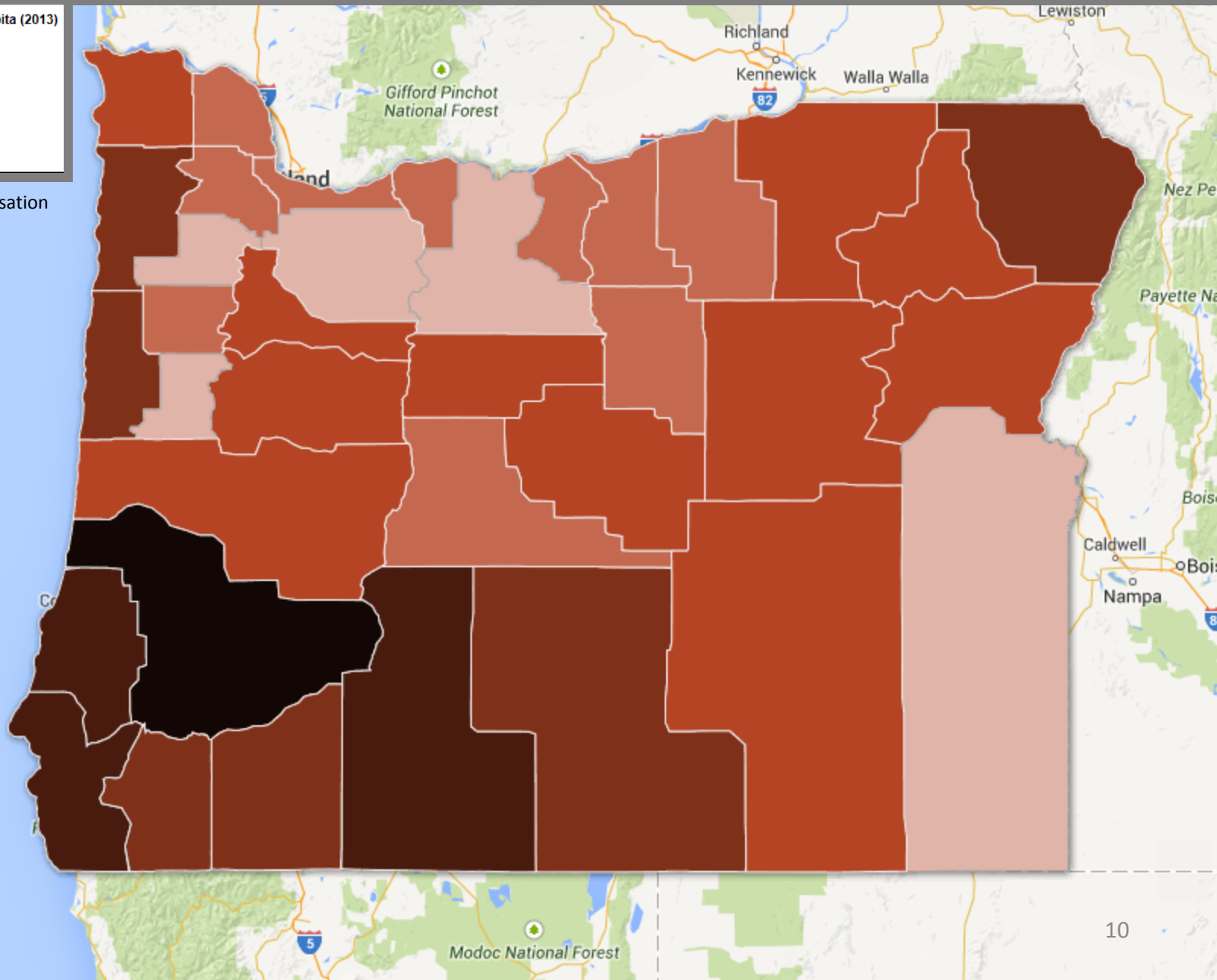
Veteran Population (2013)

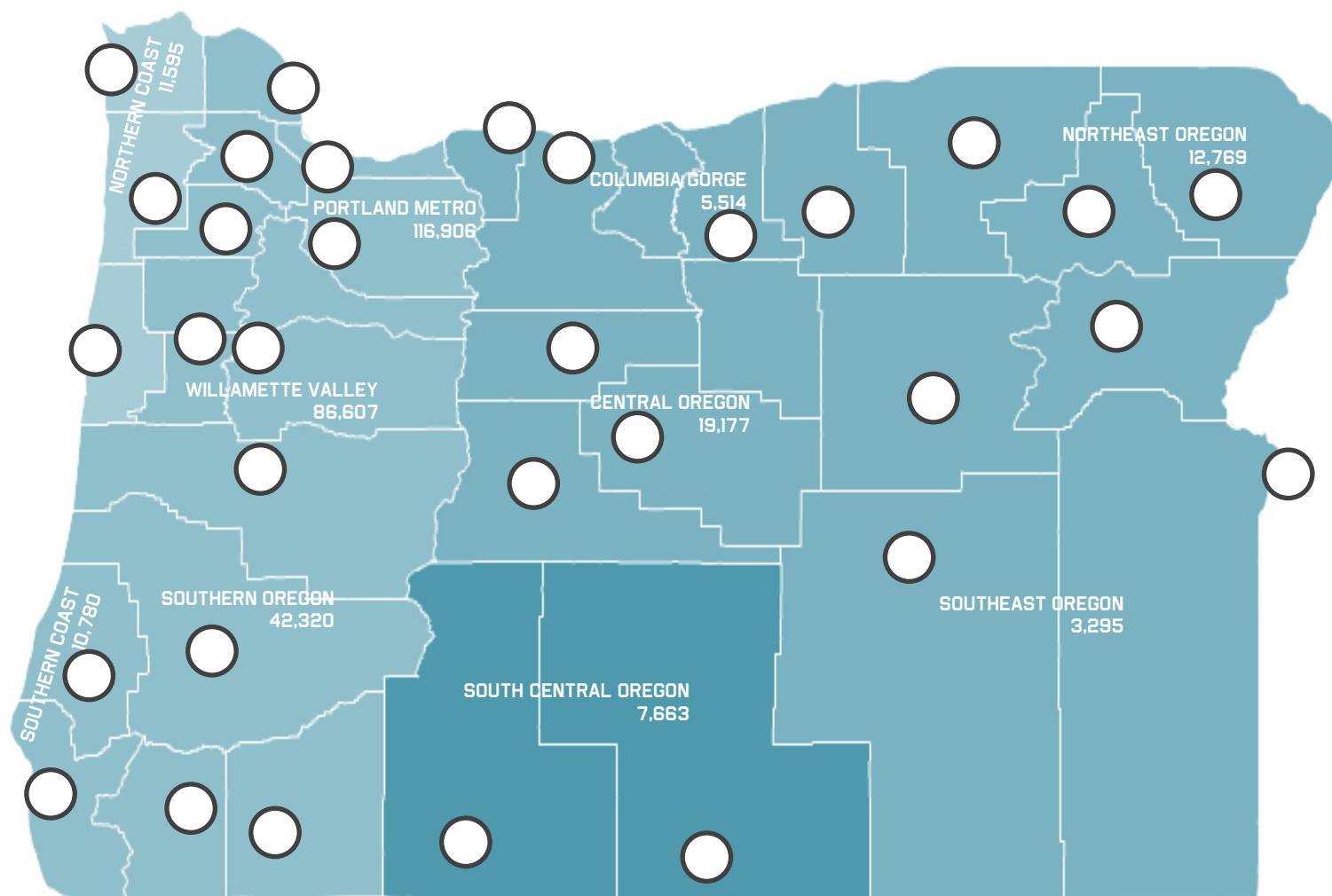


Compensation and Pension Per Capita (2013)



2013 Statewide Compensation
and Pension average
= **\$3,400 per capita**







OUR VISION

Veterans and their families thrive in Oregon



OUR MISSION

ODVA serves and honors veterans through our leadership, advocacy and strong partnerships



OUR VALUES

Respect, Integrity, Stewardship and Excellence

TARGET VETERAN SERVICES

Serve more veterans and serve them better

Invest in a 21st century veterans' services system.

Ensure veteran service officers across Oregon are well staffed and resourced.

Focus statewide veteran services on training, claims review, advocacy, and support.

Better connect veterans to community resources.

DRIVE VETERAN ENGAGEMENT

Amplify awareness of resources and build the Oregon veterans brand

Deepen the connection with the veteran community.

Promote a positive image of veterans and their families.

Build the Oregon veterans brand.

Ensure a seamless and positive experience by veterans seeking services.

MOBILIZE PARTNERSHIPS

Leverage all resources available to veterans

Maximize up-front, preventative resources to reduce expensive, back-end safety net systems.

Bring the veterans' lens to key outcome areas in health/wellness and education/economic opportunity.

Collaborate to create, connect and support statewide networks for veterans and family resources.

Partner across federal, tribal, state and local governments.

Engage private, non-profit and philanthropic sectors.

INVIGORATE CORE OPERATIONS

Build a better, stronger and more durable department for future generations through our responsible, resourceful and creative management

Reenergize the Veterans' Home Loan program.

Provide the best in care at the Oregon Veterans' Homes.

Support 21st century veteran services through integrated information technology.

Maintain fiscal integrity and sustainability of the department's programs.

Infuse a culture of service that champions our values and vision through leadership, training, communication and accountability.

CORE VETERAN PROGRAMS



HOME LOAN PROGRAM



**AGING VETERAN
SERVICES**



**STATEWIDE VETERAN
SERVICES**

ALL PROGRAM EXPENDITURES

CORE VETERAN PROGRAMS



HOME LOAN PROGRAM

\$15 MILLION GB



AGING VETERAN
SERVICES

\$65.6 MILLION GB



STATEWIDE VETERAN
SERVICES

\$11.5 MILLION GB

15-17 GB General Funds

15-17 GB Other Funds

**Support Services funded using Home Loan Other Fund dollars.*

ALL PROGRAM EXPENDITURES

CORE VETERAN PROGRAMS



HOME LOAN PROGRAM

\$15 MILLION GB



AGING VETERAN SERVICES

\$65.6 MILLION GB



STATEWIDE VETERAN SERVICES

\$11.5 MILLION GB

Communications
and Information
Services

Finance

Administration

Facility and
Construction
Management

Human Resources

15-17 GB General Funds

15-17 GB Other Funds

**Support Services funded using Home Loan Other Fund dollars.*



HOME LOAN PROGRAM

1,934 LOANS
\$214 MILLION

\$58 MILLION
LOANS FUNDED 2014

1.45%
DELINQUENCY RATE

- **OREGON CONSTITUTIONAL VETERAN BENEFIT**

Oregon citizens voted in 1945 to create a Veterans' Home Loan Program, establishing it in Article XI-A of the Oregon Constitution.

- **BILLIONS OF DOLLARS LENT AND SERVICED BY ODVA**

The program has provided more than \$7.7 billion of low-interest loans to more than 334,000 veterans.

- This historically self-sufficient program provides low-interest rate mortgages on single-family, owner-occupied homes to qualified veterans.

- **SUPPORTS CORE EFFORTS OF DEPARTMENT**

The program directly subsidizes approximately \$800 thousand a biennium of certain direct service and supply costs within Veteran Services, and also absorbs additional operational costs.

- These program subsidies were a major contributor to the Loan program's approximate \$1.7 million loss in fiscal year 2013.

- **FUNDING**

Oregon is one of only five states in the nation that has been grandfathered under federal tax law to offer a state veteran home loan program using tax-free, state general obligation bonds called Qualified Veteran Mortgage Bonds (QVMB).

- **FUNDING LIMITATIONS**

Using QVMB's borrowers must apply for a loan within 25 years of discharge from military service and funds cannot be used for refinancing.

- ODVA has access to limited amounts of less restrictive bond monies to make loans to veterans who apply for a loan after 25 years from date of discharge. It is this money that is being used to finance loans made to Oregon's veterans that were made eligible as a result of the passage of Measure 70 in 2010.



AGING VETERAN SERVICES

2 STATE
VETERANS' HOMES

147 CONSERVATORSHIP CLIENTS

52%+ OREGON VETS

- **TYPE OF CARE**

Oregon Veterans' Homes provides skilled nursing, Alzheimer's and memory-related, and rehabilitative care (305 total beds).

- The Dalles Oregon Veterans' Home opened in 1997 (151 beds)
- Lebanon Oregon Veterans' Home opened in October 2014 (154 beds)

- **ELIGIBILITY**

Honorably discharged Veterans, Spouses, Gold Star parents are eligible

- **HIGH QUALITY**

In 2014, the Home was awarded the Gold Award for Quality Achievement from the American Health Care Association (AHCA) and the National Center for Assisted Living (NCAL). To date, the Home is one of approximately 24 care facilities in the nation – and the only state veterans' home – to achieve this level of recognition.

- **LOWER COST TO RESIDENTS**

2014 average cost of care for skilled nursing:

- Oregon Average = \$256/day
- National Average = \$212/day
- Oregon Veteran Home = \$158/day

- **HIGH OCCUPANCY RATE**

Over the past five years, occupancy rates at the Home have been significantly higher than the average for Oregon skilled nursing facilities. In 2013, the Home averaged a 92% occupancy, while Oregon had the lowest nursing home occupancy rate in the country averaging 61.4% statewide.



STATEWIDE VETERAN SERVICES

55 COUNTY VSOS
34 COUNTIES

GF PASS-THROUGH

TRAINING AND
CERTIFICATION

CLAIMS REVIEW
AND APPEALS

- **POWER OF ATTORNEY**
ODVA holds power of attorney (POA) for nearly 86,000 Oregon veterans (as of April 2014)
- **CLAIMS REVIEW AND APPEALS**
The Veterans' Services Program is responsible for providing advocacy and benefits to veterans, their dependents, and survivors to include the review and appellate representation of claims filed under ODVA's POA.
 - 8,193 new POA's in 2014
 - 9,209 new claims filed in 2014
- **TRAINING AND CERTIFICATION**
Responsible for training and certification of 16 state and 55 county veteran service officers
- **COUNTY VETERAN SERVICE OFFICER PROGRAM**
ODVA currently passes \$3.5 million in general funds to support CVSO operations and \$1 million in funding for the Veterans' Extended Outreach Grant Program.
- **DELIVERY OF STATE BENEFITS AND PARTNER REFERRALS**
Educational assistance, Emergency financial assistance, and other service delivery partnerships across the state.

FEDERAL VA FOR
DECISION



ODVA STATEWIDE VETERAN SERVICES



COUNTY VETERAN SERVICE OFFICE

VETERAN
FILES DISABILITY CLAIM

STATEWIDE VETERAN SERVICES

55 COUNTY VSOS
34 COUNTIES

GF PASS-THROUGH

TRAINING AND
CERTIFICATION

CLAIMS REVIEW
AND APPEALS

- **POWER OF ATTORNEY**
ODVA holds power of attorney (POA) for nearly 86,000 Oregon veterans (as of April 2014)
- **CLAIMS REVIEW AND APPEALS**
The Veterans' Services Program is responsible for providing advocacy and benefits to veterans, their dependents, and survivors to include the review and appellate representation of claims filed under ODVA's POA.
 - 8,193 new POA's in 2014
 - 9,209 new claims filed in 2014
- **TRAINING AND CERTIFICATION**
Responsible for training and certification of 16 state and 55 county veteran service officers
- **COUNTY VETERAN SERVICE OFFICER PROGRAM**
ODVA currently passes \$3.5 million in general funds to support CVSO operations and \$1 million in funding for the Veterans' Extended Outreach Grant Program.
- **DELIVERY OF STATE BENEFITS AND PARTNER REFERRALS**
Educational assistance, Emergency financial assistance, and other service delivery partnerships across the state.



QUESTIONS?

2013 COMPENSATION AND PENSION BENEFITS [SELECT COUNTIES]

COUNTY	VETERAN POPULATION	2013	Per Month (2013)
		COMPENSATION AND PENSION BENEFITS (IN MILLIONS)	COMPENSATION AND PENSION BENEFITS (IN DOLLARS)
BAKER	1,936	\$ 7,570,000	\$ 630,825
CLACKAMAS	34,848	\$ 80,115 ,000	\$ 6,676,000
CLATSOP	4,125	\$ 12,521,000	\$ 1,043,000
COOS	8,018	\$ 40,187,000	\$ 3,348,000
DESCHUTES	14,739	\$ 44,073,000	\$ 3,672,000
JACKSON	20,551	\$ 88,303,000	\$ 7,358,000
LANE	30,208	\$ 119,947 ,000	\$ 9,995,000
MULTNOMAH	43,528	\$ 118,732,000	\$ 9,894,000
POLK	7,132	\$ 19,677 ,000	\$ 1,639,000
WASCO	3,170	\$ 7,602,000	\$ 633,533

2013 COMPENSATION AND PENSION BENEFITS BY COUNTIES

County Name	Veteran Population	Total 2013 Compensation and Pension (IN THOUSANDS)	2013 Compensation and Pension Per Capita (ACTUAL DOLLARS)
Baker	1,936	\$7,570	\$3,910.12
Benton	5,694	\$14,214	\$2,496.31
Clackamas	34,848	\$80,115	\$2,298.98
Clatsop	4,125	\$12,521	\$3,035.39
Columbia	5,874	\$16,693	\$2,841.85
Coos	8,018	\$40,187	\$5,012.10
Crook	2,458	\$7,507	\$3,054.11
Curry	2,955	\$16,566	\$5,606.09
Deschutes	14,739	\$44,073	\$2,990.23
Douglas	13,004	\$92,649	\$7,124.65
Gilliam	244	\$726	\$2,975.41
Grant	743	\$2,432	\$3,273.22
Harney	942	\$2,946	\$3,127.39
Hood River	1,665	\$4,366	\$2,622.22
Jackson	20,551	\$88,303	\$4,296.77
Jefferson	2,077	\$7,911	\$3,808.86
Josephine	9,512	\$45,791	\$4,814.02
Klamath	6,908	\$36,963	\$5,350.75
Lake	916	\$4,246	\$4,635.37
Lane	30,208	\$119,947	\$3,970.70
Lincoln	5,136	\$21,261	\$4,139.60
Linn	11,757	\$44,319	\$3,769.58
Malheur	2,404	\$5,805	\$2,414.73
Marion	23,914	\$75,082	\$3,139.67
Morrow	1,019	\$2,630	\$2,580.96
Multnomah	43,528	\$118,732	\$2,727.72
Polk	7,132	\$19,677	\$2,758.97
Sherman	282	\$786	\$2,787.23
Tillamook	2,515	\$11,646	\$4,630.62
Umatilla	5,932	\$21,196	\$3,573.16
Union	2,446	\$9,068	\$3,707.28
Wallowa	869	\$3,520	\$4,050.63
Wasco	3,170	\$7,602	\$2,398.11
Washington	35,265	\$89,410	\$2,535.38
Wheeler	239	\$626	\$2,619.25
Yamhill	9,328	\$23,204	\$2,487.56