

Solutions For Oregon:

**SERVING THE MOST TROUBLED YOUTH, VASTLY IMPROVING OUTCOMES,
AND CUTTING COSTS**

Testimony to:

Joint Committee on Ways and Means
Human Services Subcommittee

March 20th, 2013



In Oregon (2011)

12,994¹

Children spent at least one night in foster care

10 of every 1000^{1, 2}

Children were in foster care **on any given day** (8,823¹)

5 of every 1000²

National average of children in foster care on any given day

Unknown

What happens to these youth after they leave the system

33rd

Oregon's ranking on the Annie E. Casey Foundation's "Kids Count Data Book" (2012)
Down from a ranking of 18th in 2011

1. Oregon Department of Human Services Child Welfare Data Book

2. U.S. Department of Health and Human Services, Administration for Children and Families (AFCARS)

The Intercept Program

- Intensive In-Home Support
- Relentless focus on *permanent solutions*
- Assessment of every system that impacts family
- Ongoing safety plan reviews
- Seeing families average of 3 times per week
- On call 24/7
- Weekly supervision and treatment planning updates
- Coordination of multiple systems, including school
- Rigorous outcomes research
- Positive 3rd party reviews include:
 - ✓ Casey Family Programs: Common Knowledge Study
 - ✓ Harvard Business School
 - ✓ University of Chicago: Chapin Hall

Youth Villages Services

State	Services Provided
Oregon	In-Home (Intercept) , Residential, Transitional Living
Massachusetts	In-Home, Residential, Transitional Living
New Hampshire	In-Home
Indiana	In-Home
Washington, D.C.	In-Home
North Carolina	In Home, Transitional Living
Tennessee	In Home, Residential, Transitional Living, Foster Care
Arkansas	In Home
Mississippi	In Home, Transitional Living, Foster Care
Alabama	In Home, Transitional Living, Foster Care
Georgia	In Home, Transitional Living, Residential
Florida	In Home

Success at the State Level

Youth Villages working in partnership with:

- Oregon Department of Human Services – Child Welfare
- Coordinated Care Organizations
- Juvenile Corrections system

Oregon County	Youth & Families Served (by system)
Clackamas	<ul style="list-style-type: none">• Coordinated Care Organizations• Department of Human Services – Child Welfare*
Multnomah	<ul style="list-style-type: none">• Coordinated Care Organizations• Department of Human Services – Child Welfare*• Department of Community Justice – Juvenile Services Division*
Washington	<ul style="list-style-type: none">• Coordinated Care Organizations
Marion	<ul style="list-style-type: none">• Coordinated Care Organizations

Oregon Intercept Program

A thick black outline of the state of Oregon, centered on the page. Inside the outline, the text "INFORMATION ON YOUTH WHO HAVE RECEIVED INTERCEPT SERVICES IN OREGON" is written in a bold, black, sans-serif font, centered horizontally and vertically.

INFORMATION ON YOUTH WHO HAVE
RECEIVED INTERCEPT SERVICES
IN OREGON

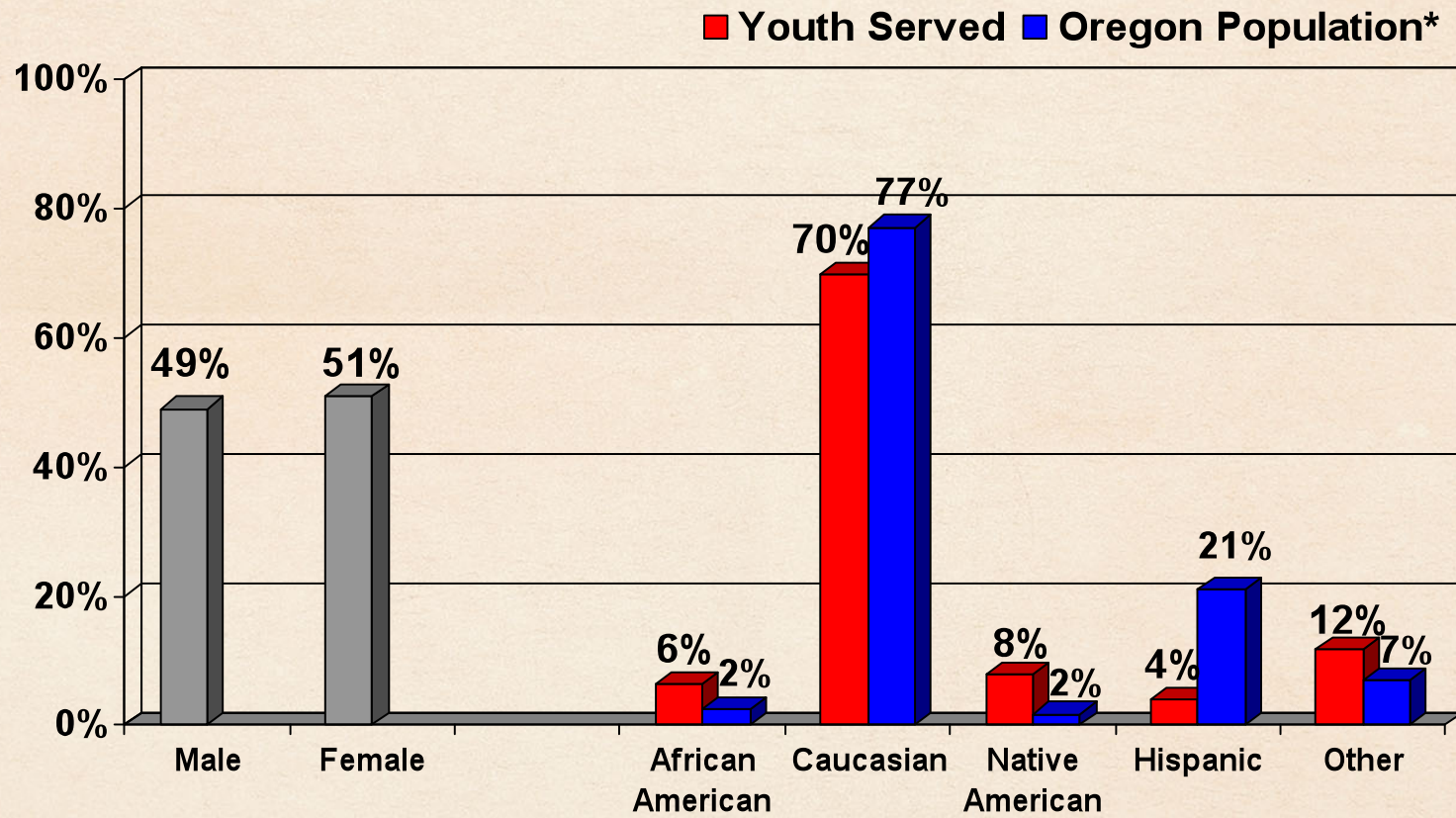
Information through December 2012

Oregon Intercept

Demographics

Youth served through December 2012

N = 124



Gender

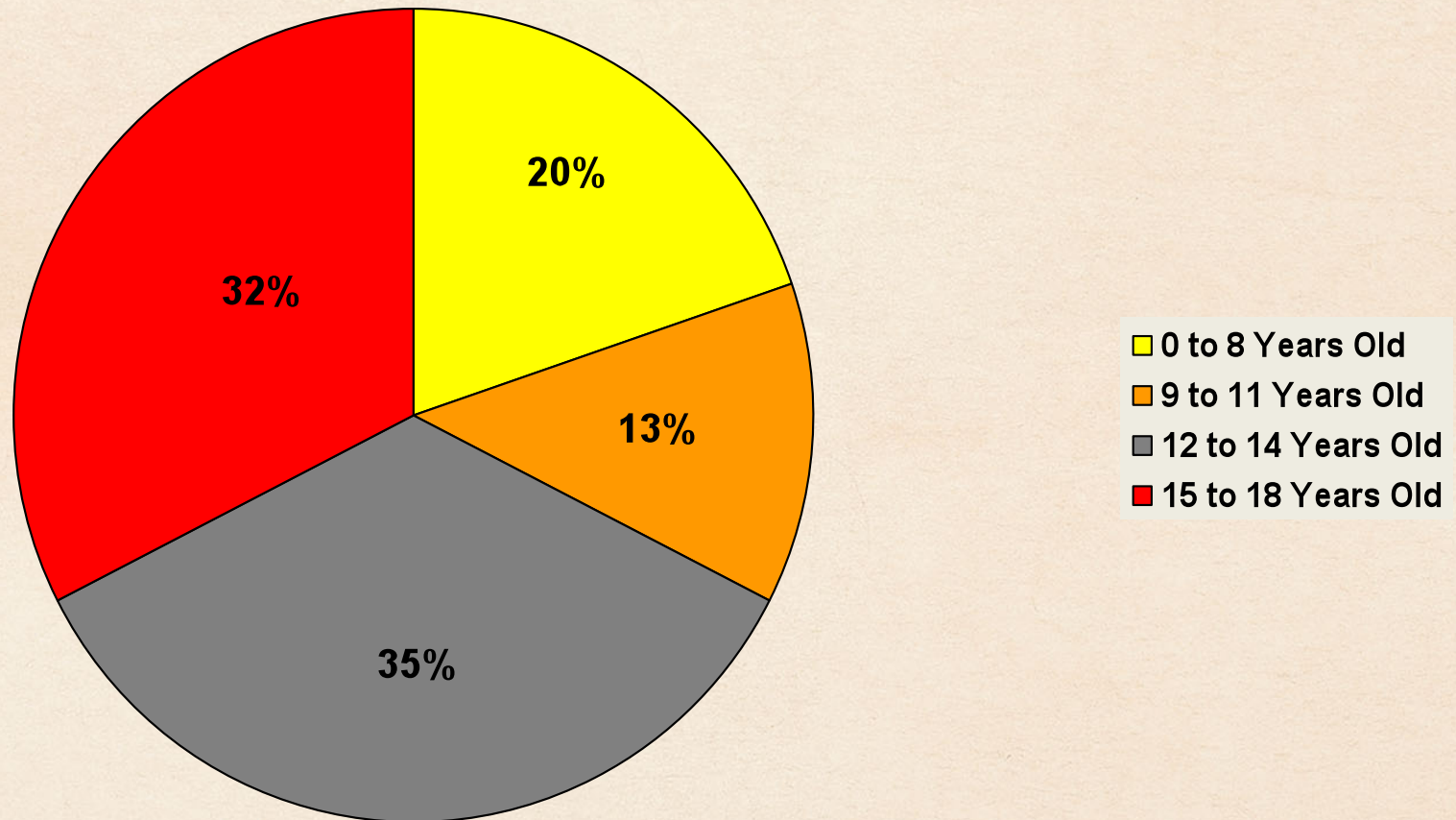
**Race/
Ethnicity**

Oregon Intercept

Age Group

Youth served through December 2012

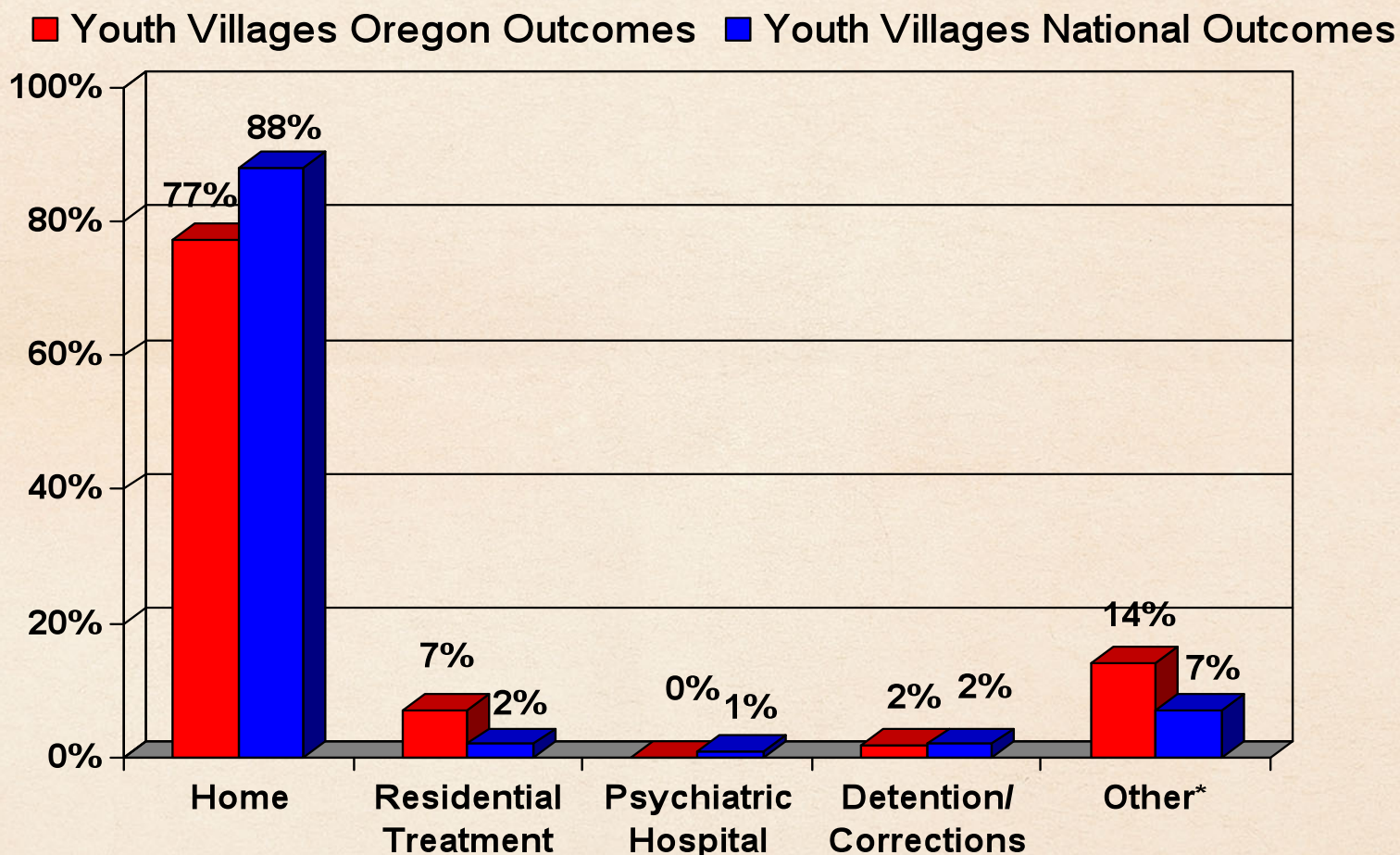
N = 124



Oregon Intercept

Discharge Location

Youth discharged March 2011 through December 2012



Only includes youth who received at least 60 days of service; 12.3% (8 out of 65) of admissions ended prior to 60 days.

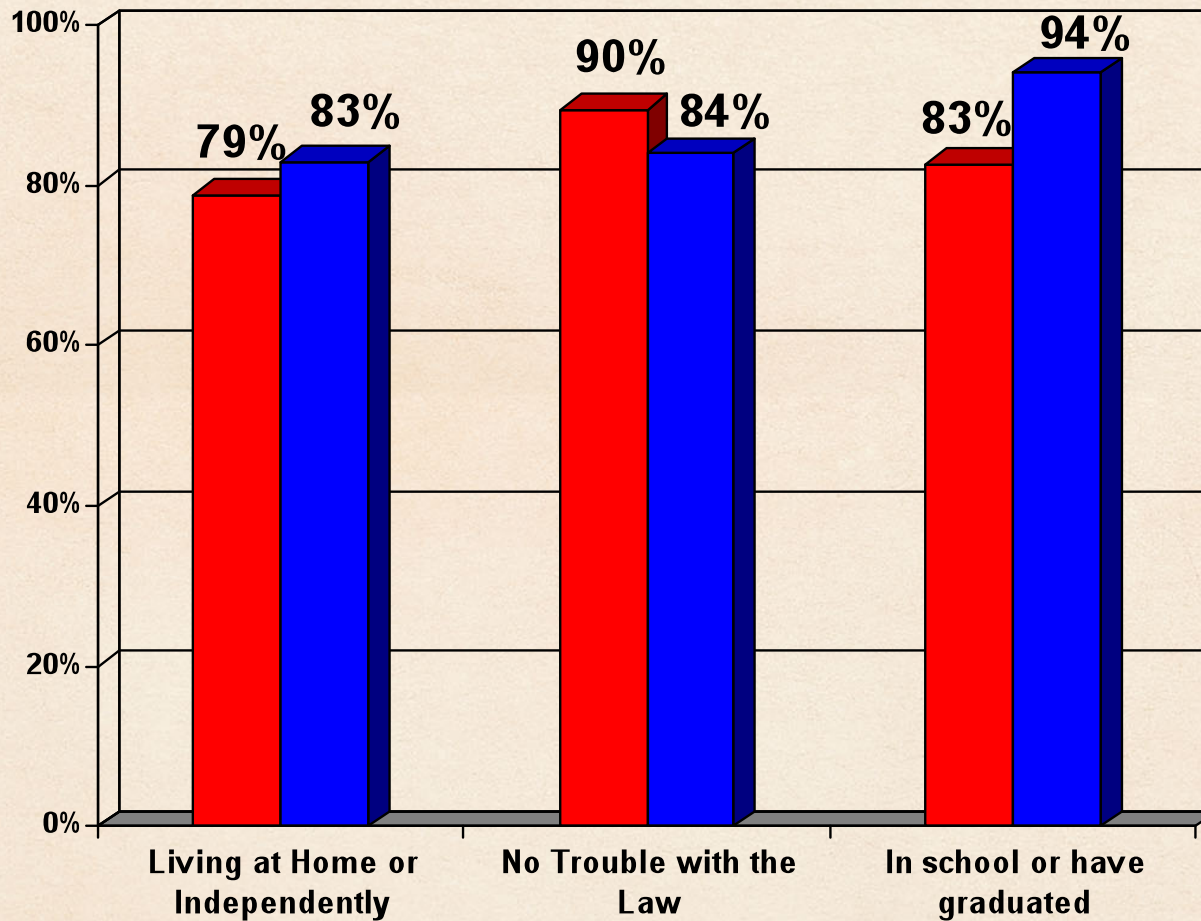
Oregon: n = 57
National: n=10,987

*Other includes placements such as foster homes, group homes, runaway and rehab centers

Oregon Intercept

Outcomes at Six Months Post-Discharge

Follow-ups conducted through December 2012



■ Youth Villages Oregon Outcomes
■ Youth Villages National Outcomes

Additional follow-up is conducted at one and two years post discharge

Only includes youth who received at least 60 days of service

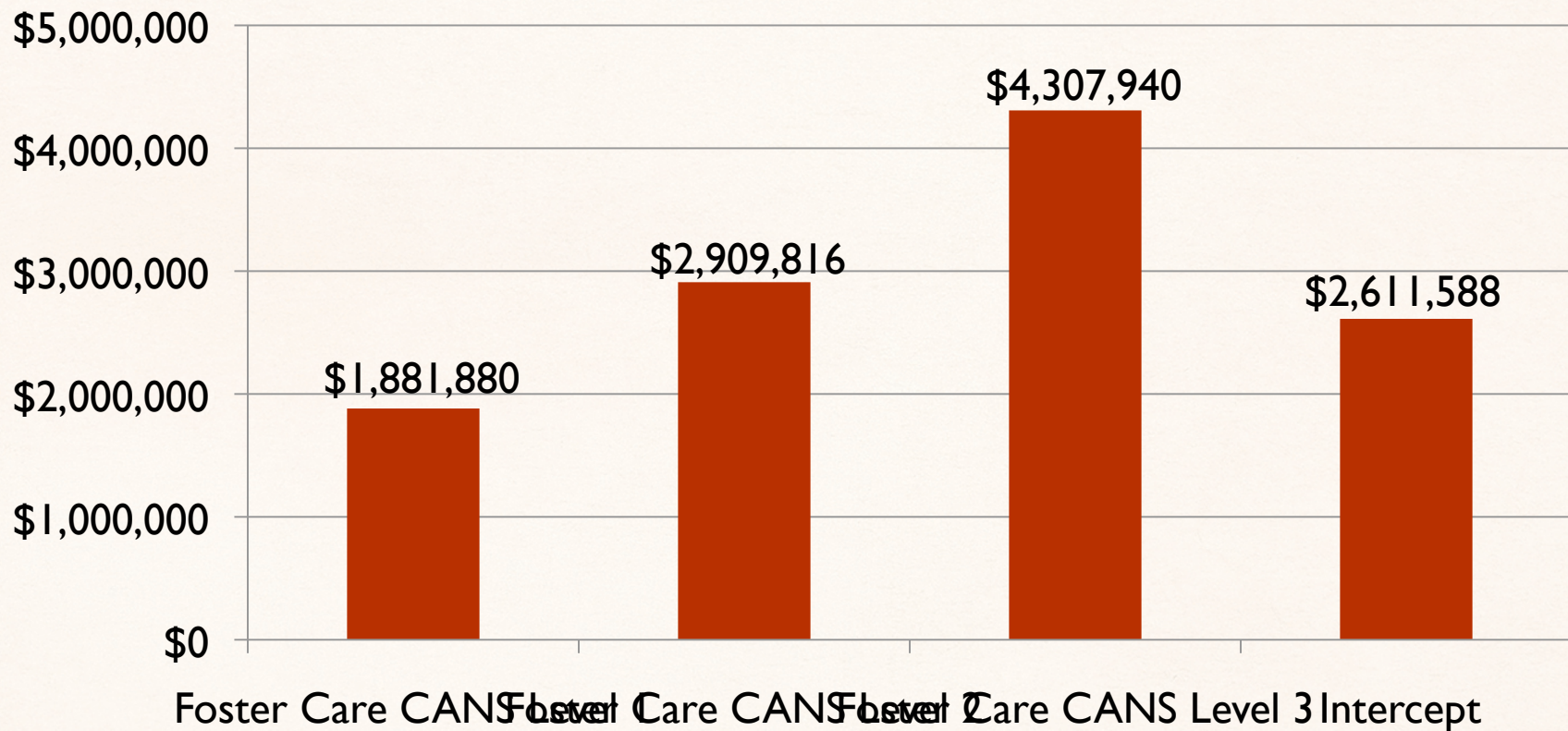
All contents ©2013 by Youth Villages, Inc. with all rights reserved

Oregon Outcome data should be viewed as preliminary due to the small size of the population n=19. National n = 5,081

Cost of services:

It is about serving more Youth & Families - with the same or less money –
and getting better outcomes

Cost to serve 100 youth*



Thank You!

Lynne Saxton
Executive Director

Andrew Grover, MPH
Business Development & Performance Improvement Manager

Sarah Hurley, Ph.D.
Research Director