

#### 344.05 BIAS-BASED POLICING

Index: Title: Discrimination, Prohibited

Refer: ORS 810.410 Arrest and Citation

DIR 344.00 Prohibited Discrimination

#### POLICY (344.05)

Members are prohibited from taking any police-initiated action that relies on the race, ethnicity, or national origin rather than the behavior of an individual or information that leads the police to a particular individual who has been identified as being, or having been, engaged in criminal activity.

#### 344.05 BIAS-BASED POLICING

Index: Title: Discrimination, Prohibited

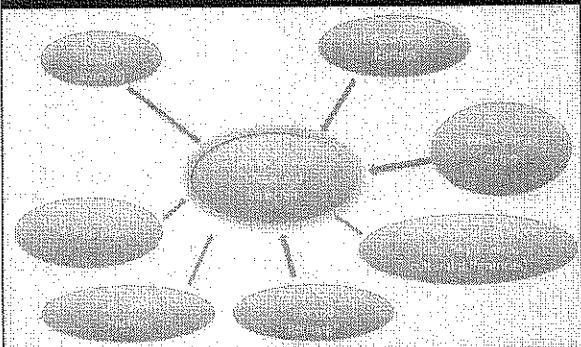
Refer: ORS 810.410 Arrest and Citation

DIR 344.00 Prohibited Discrimination

#### POLICY (344.05)

Members are prohibited from taking any police-initiated action that relies on the race, ethnicity, or national origin rather than the behavior of an individual or information that leads the police to a particular individual who has been identified as being, or having been, engaged in criminal activity.

#### Potential Causes for Disparity in Stops and Searches

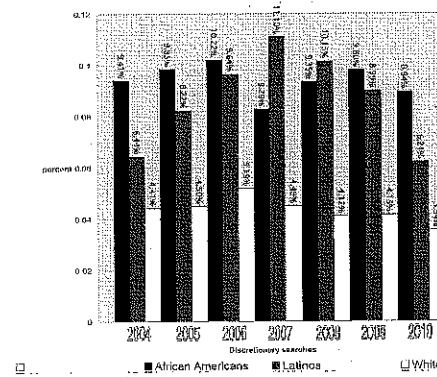


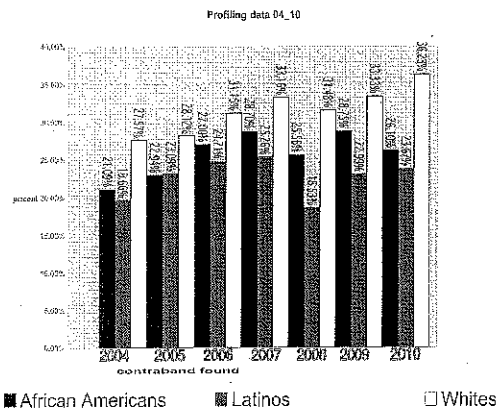
#### PERCENTAGE OF AFRICAN AMERICANS SUBJECT TO POLICE ACTION (6% of population)

##### TRAFFIC STOPS

13% (ave. PPS data 2004-10)

Profiling data 04\_10 (#2)





**PERCENTAGE OF AFRICAN AMERICANS SUBJECT TO POLICE ACTION  
(6% of population)**

**TRAFFIC STOPS**

**13%** (ave. PPB data 2004-10)

8

**PERCENTAGE OF AFRICAN AMERICANS SUBJECT TO POLICE ACTION  
(6% of population)**

**TRAFFIC STOPS**

**13%** (ave. PPB data 2004-10)

**"OTHER/UNKNOWN" RACE:**

2006 2%  
2007 10%  
2008 15%  
2009 27%  
2010 28%

9

**PERCENTAGE OF AFRICAN AMERICANS SUBJECT TO POLICE ACTION  
(6% of population)**

**TRAFFIC STOPS**

**13%** (ave. PPB data 2004-10)

10

**PERCENTAGE OF AFRICAN AMERICANS SUBJECT TO POLICE ACTION  
(6% of population)**

**TRAFFIC STOPS**

**13%** (ave. PPB data 2004-10)

**PEDESTRIAN STOPS**

**23%** (ave. PPB data 2006-10)

11

**PERCENTAGE OF AFRICAN AMERICANS SUBJECT TO POLICE ACTION  
(6% of population)**

**TRAFFIC STOPS**

**13%** (ave. PPB data 2004-10)

**PEDESTRIAN STOPS**

**23%** (ave. PPB data 2006-10)

**SHOOTINGS/DEATHS**

**25%** (2001-2013)

12

**PERCENTAGE OF AFRICAN AMERICANS SUBJECT TO POLICE ACTION**  
(6% of population)

TRAFFIC STOPS	<u>13%</u> (ave. PPB data 2004-10)
PEDESTRIAN STOPS	<u>23%</u> (ave. PPB data 2006-10)
SHOOTINGS/DEATHS	<u>25%</u> (2001-2013)
Of people of color:	<u>33%</u> (city is 76% white)

13

**PERCENTAGE OF AFRICAN AMERICANS SUBJECT TO POLICE ACTION**  
(6% of population)

TRAFFIC STOPS	<u>13%</u> (ave. PPB data 2004-10)
PEDESTRIAN STOPS	<u>23%</u> (ave. PPB data 2006-10)
SHOOTINGS/DEATHS	<u>25%</u> (2001-2013)
ARRESTS	<u>25%</u> (Use of Force Report 2009)

14

**PERCENTAGE OF AFRICAN AMERICANS SUBJECT TO POLICE ACTION**  
(6% of population)

TRAFFIC STOPS	<u>13%</u> (ave. PPB data 2004-10)
PEDESTRIAN STOPS	<u>23%</u> (ave. PPB data 2006-10)
SHOOTINGS/DEATHS	<u>25%</u> (2001-2013)
ARRESTS	<u>25%</u> (Use of Force Report 2009)
USE OF FORCE	<u>29%</u> (Use of Force Report 2009)

15

**PERCENTAGE OF AFRICAN AMERICANS SUBJECT TO POLICE ACTION**  
(6% of population)

TRAFFIC STOPS	<u>13%</u> (ave. PPB data 2004-10)
PEDESTRIAN STOPS	<u>23%</u> (ave. PPB data 2006-10)
SHOOTINGS/DEATHS	<u>25%</u> (2001-2013)
ARRESTS	<u>25%</u> (Use of Force Report 2009)
USE OF FORCE	<u>29%</u> (Use of Force Report 2009)
POINTING FIREARMS	<u>34%</u> (Use of Force Report 2009)

16

**PERCENTAGE OF AFRICAN AMERICANS SUBJECT TO POLICE ACTION**  
(6% of population)

TRAFFIC STOPS	<u>13%</u> (ave. PPB data 2004-10)
PEDESTRIAN STOPS	<u>23%</u> (ave. PPB data 2006-10)
SHOOTINGS/DEATHS	<u>25%</u> (2001-2013)
ARRESTS	<u>25%</u> (Use of Force Report 2009)
USE OF FORCE	<u>29%</u> (Use of Force Report 2009)
POINTING FIREARMS	<u>34%</u> (Use of Force Report 2009)
GUN EXCLUSION ZONES-ARRESTS	<u>52%</u> (Report to Council 2012)

17

**PERCENTAGE OF AFRICAN AMERICANS SUBJECT TO POLICE ACTION**  
(6% of population)

TRAFFIC STOPS	<u>13%</u> (ave. PPB data 2004-10)
PEDESTRIAN STOPS	<u>23%</u> (ave. PPB data 2006-10)
SHOOTINGS/DEATHS	<u>25%</u> (2001-2013)
ARRESTS	<u>25%</u> (Use of Force Report 2009)
USE OF FORCE	<u>29%</u> (Use of Force Report 2009)
POINTING FIREARMS	<u>34%</u> (Use of Force Report 2009)
GUN EXCLUSION ZONES-ARRESTS	<u>52%</u> (Report to Council 2012)
GUN EXCLUSION ZONES-EXCLUSIONS	<u>86%</u> (Report to Council 2012)

18

**PERCENTAGE OF AFRICAN AMERICANS SUBJECT TO POLICE ACTION**  
(6% of population)

TRAFFIC STOPS	<u>13%</u> (ave. PPB data 2004-10)
PEDESTRIAN STOPS	<u>23%</u> (ave. PPB data 2006-10)
SHOOTINGS/DEATHS	<u>25%</u> (2001-2013)
ARRESTS	<u>25%</u> (Use of Force Report 2009)
USE OF FORCE	<u>29%</u> (Use of Force Report 2009)
POINTING FIREARMS	<u>34%</u> (Use of Force Report 2009)
GUN EXCLUSION ZONES-ARRESTS	<u>52%</u> (Report to Council 2012)
GUN EXCLUSION ZONES-EXCLUSIONS	<u>86%</u> (Report to Council 2012)
ILLEGAL DRUG IMPACT AREAS-CONVICTIONS	<u>39%</u> (Portland Mercury 12/19/12)

19

**PERCENTAGE OF AFRICAN AMERICANS SUBJECT TO POLICE ACTION**  
(6% of population)

TRAFFIC STOPS	<u>13%</u> (ave. PPB data 2004-10)
PEDESTRIAN STOPS	<u>23%</u> (ave. PPB data 2006-10)
SHOOTINGS/DEATHS	<u>25%</u> (2001-2013)
ARRESTS	<u>25%</u> (Use of Force Report 2009)
USE OF FORCE	<u>29%</u> (Use of Force Report 2009)
POINTING FIREARMS	<u>34%</u> (Use of Force Report 2009)
GUN EXCLUSION ZONES-ARRESTS	<u>52%</u> (Report to Council 2012)
GUN EXCLUSION ZONES-EXCLUSIONS	<u>86%</u> (Report to Council 2012)
ILLEGAL DRUG IMPACT AREAS-CONVICTIONS	<u>39%</u> (Portland Mercury 12/19/12)
ILLEGAL DRUG IMPACT AREAS-TRESPASS	<u>55%</u> (Portland Mercury 12/19/12)

20

**PERCENTAGE OF AFRICAN AMERICANS SUBJECT TO POLICE ACTION**  
(6% of population)

TRAFFIC STOPS	<u>13%</u> (ave. PPB data 2004-10)
PEDESTRIAN STOPS	<u>23%</u> (ave. PPB data 2006-10)
SHOOTINGS/DEATHS	<u>25%</u> (2001-2013)
ARRESTS	<u>25%</u> (Use of Force Report 2009)
USE OF FORCE	<u>29%</u> (Use of Force Report 2009)
POINTING FIREARMS	<u>34%</u> (Use of Force Report 2009)
GUN EXCLUSION ZONES-ARRESTS	<u>52%</u> (Report to Council 2012)
GUN EXCLUSION ZONES-EXCLUSIONS	<u>86%</u> (Report to Council 2012)
ILLEGAL DRUG IMPACT AREAS-CONVICTIONS	<u>39%</u> (Portland Mercury 12/19/12)
ILLEGAL DRUG IMPACT AREAS-TRESPASS	<u>55%</u> (Portland Mercury 12/19/12)
SERVICE COORDINATION TEAM	<u>52%</u> (2009 public defender data)

21

**PERCENTAGE OF AFRICAN AMERICANS SUBJECT TO POLICE ACTION**  
(6% of population)

TRAFFIC STOPS	<u>13%</u> (ave. PPB data 2004-10)
PEDESTRIAN STOPS	<u>23%</u> (ave. PPB data 2008-10)
SHOOTINGS/DEATHS	<u>25%</u> (2001-2013)
ARRESTS	<u>25%</u> (Use of Force Report 2009)
USE OF FORCE	<u>29%</u> (Use of Force Report 2009)
POINTING FIREARMS	<u>34%</u> (Use of Force Report 2009)
GUN EXCLUSION ZONES-ARRESTS	<u>52%</u> (Report to Council 2012)
GUN EXCLUSION ZONES-EXCLUSIONS	<u>86%</u> (Report to Council 2012)
ILLEGAL DRUG IMPACT AREAS-CONVICTIONS	<u>39%</u> (Portland Mercury 12/19/12)
ILLEGAL DRUG IMPACT AREAS-TRESPASS	<u>55%</u> (Portland Mercury 12/19/12)
SERVICE COORDINATION TEAM	<u>52%</u> (2009 public defender data)
KILLINGSWORTH "QUALITY OF LIFE" STOPS	<u>89%</u> (PPB Report 2012)

22

**PERCENTAGE OF AFRICAN AMERICANS SUBJECT TO POLICE ACTION**  
(6% of population)

TRAFFIC STOPS	<u>13%</u> (ave. PPB data 2004-10)
PEDESTRIAN STOPS	<u>23%</u> (ave. PPB data 2008-10)
SHOOTINGS/DEATHS	<u>25%</u> (2001-2013)
ARRESTS	<u>25%</u> (Use of Force Report 2009)
USE OF FORCE	<u>29%</u> (Use of Force Report 2009)
POINTING FIREARMS	<u>34%</u> (Use of Force Report 2009)
GUN EXCLUSION ZONES-ARRESTS	<u>52%</u> (Report to Council 2012)
GUN EXCLUSION ZONES-EXCLUSIONS	<u>86%</u> (Report to Council 2012)
ILLEGAL DRUG IMPACT AREAS-CONVICTIONS	<u>39%</u> (Portland Mercury 12/19/12)
ILLEGAL DRUG IMPACT AREAS-TRESPASS	<u>55%</u> (Portland Mercury 12/19/12)
SERVICE COORDINATION TEAM	<u>52%</u> (2009 public defender data)
KILLINGSWORTH "QUALITY OF LIFE" STOPS	<u>89%</u> (PPB Report 2012)
SIDEWALK MANAGEMENT (SIT/LIE)	<u>11%</u> in 2011, 7% in 2012

Availability  
data

**PORTLAND OVERSIGHT SYSTEM**

INDEPENDENT POLICE REVIEW DIVISION (IPR)	professional staff, takes complaints
INTERNAL AFFAIRS (IA)	police personnel, investigate claims
CITIZEN REVIEW COMMITTEE (CRC)	community volunteers, hear appeals

24